

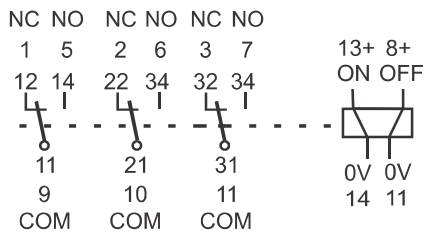


P14-L2

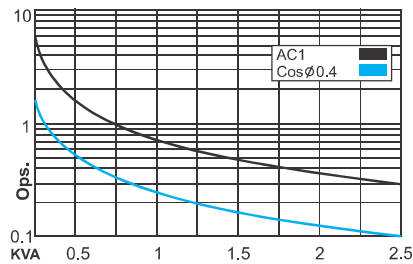
Latching Relay, 3CO Contacts (Two Independent Coils)

5 A 250V AC1 0.2A 110V DC1
5 A 30V AC1 0.1A 220V DC1

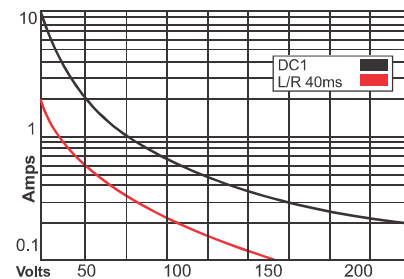
Pin configuration for P14



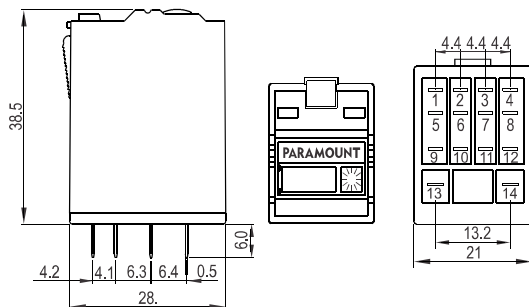
Graph 1 Electrical life, ops x 10⁶



Graph 2 Max. DC load



Dimensions in mm.



Contacts

Materials: Standard AgNi
 \Max. switching current 7 A
 Max. Peak inrush current (20 ms.) 15 A
 Max. Switching voltage 250 V
 Max. AC load (Table 1) 2.5 KVA

Coils (Ohms ± 10% @ 20°C)

Pull-in voltage $\leq 0.8 \times U_n$
 Drop-out voltage $\geq 0.1 \times U_n$
 Nominal Coil Power 1.2 VA (AC) / 1.W (DC)

VAC	ON mA	OFF mA	Vdc	ON mA	OFF mA
24	50	8	12	100	25
48	25	4	24	50	12
115	10	2	48	25	6
230	5	1	220	6	3

Specifications

Operate Time + Bounce Time 10 ms.
 Release Time + Bounce Time 6 ms.
 Ambient Temperature -40°C (no ice)... +70°C
 Mechanical life ops. 10 Million AC, 20 Million DC relays
 Electrical life at nominal load > 100,000 ops.
 Operating frequency at nominal load 1,200 / hour
 Protection degree IP40 / RT1
 Weight avg. 43 grs.

Standard Types

AC : 50Hz : 24, 48, 115, 230V
L2= Latching Relays (Two independent Coils) P14-3-L2VAC

DC : 12, 24, 48, 220V P14-3-L2VDC

Suitable Sockets : S14D, S14LD, S14P